

LUMIAQUA-RGB-15W

INGROUND LED IP68



SPECIFICATION SHEET

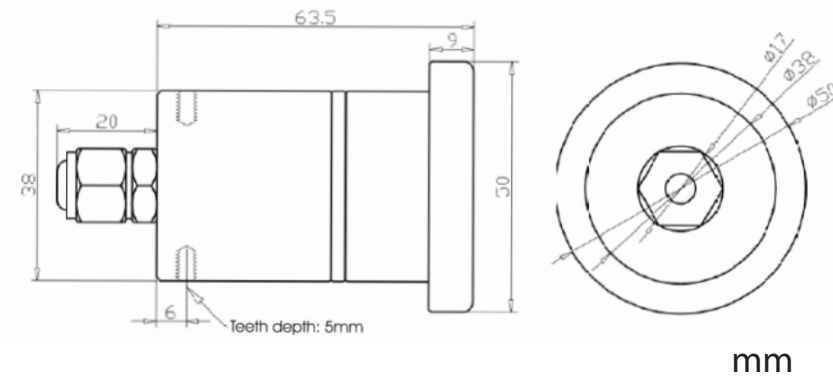
PROJECT NAME / No: _____

TYPE: _____ QTY: _____

LUMIAQUA-RGB-15W



FEATURES ::



FIXTURE SPEC. ::

- High luminous intensity output
- Min. 70% lumen maintenance after 35,000 hours
- Higher energy efficiency than incandescent or halogen lamps
- Cool beam (no UV or thermal radiation)

Note: The AQUA Series lamps are meant to be used in water. If they are used out of water, there is an automatic shut-off function that will shut-off the lamp when the lamp temperature reaches 60° C. After the lamp cools, it will automatically restart.

LUMIAQUA-RGB-15W

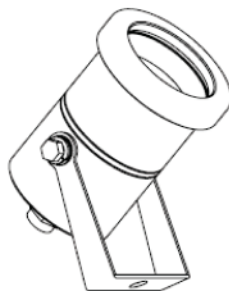
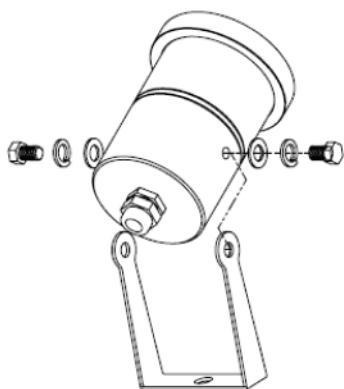
INGROUND LED IP68



ELECTRICAL SPEC. ::

Voltage (V): 12VDC
Current : 1.2A
Power Consumption (W): 15W
Beam angle: 60°
Protection: IP68
Body: Aluminium alloy
Diffuser: Tepered, cold heat-resistant glass
Finish: Black powder coating
Dimensions: 50 mm (Dia.) x 65 mm (H)
Weight: 236g
Connecting cable lenght: 5 meters (15ft.)

ASSEMBLY ::



ASSEMBLY